



DIGITAL MAKES AN EVEN BIGGER DIFFERENCE WHEN YOU GET THE SMALL DETAILS RIGHT.

REVOLUTIONARY NEW DISPOSABLE SENSOR HOLDERS, NOW AVAILABLE FROM SCHICK.

With Schick CDR® Holders, correct sensor placement and patient comfort have always been easily attainable. Now these tools have been made even better. Schick's new disposable holder sets are literally peel and stick – with adhesive to firmly secure the sensor to the holder. These new holder sets are also much thinner than previous models, giving you a wider range of positioning options. This flexibility allows unprecedented comfort and utility, and makes even the most difficult shot easy to obtain. What's more, Schick's new disposable holder sets also offer the following advantages:

Each set is color-coded for quick reference


Disposable holders increase efficiency by eliminating cleanup

Improved asepsis


Fit all types of CDR size 1 and 2 sensors

Work with your existing positioning arms and rings


HOLDER SET



A Anterior Periapical Holder, PN 661-6734
B Center Ring, PN 616-4123
C Anterior Arm, PN 617-1474



A Posterior Periapical Holder, PN 661-6742
B Posterior Ring, PN 616-4610
C Posterior Arm, PN 616-3638




A Bitewing Holder, PN 661-6718
B Center Ring, PN 616-4123
C Bitewing Arm, PN 617-0005



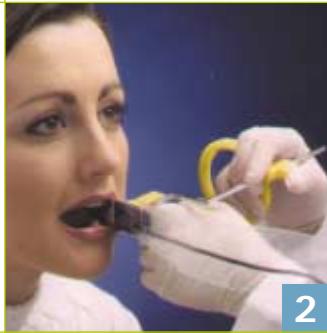
Bite Tab, PN 661-6700



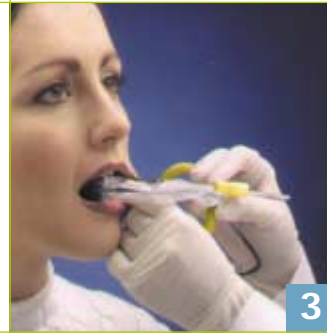
Endo Tab, PN 661-6726



1



2



3



4

As with previous holder sets, proper positioning is key to obtaining quality images efficiently. To ensure your practice is getting the most out of your CDR system, be sure to observe the following points:

Be sure to use the aiming rings and arms – they do the positioning work for you

The metal arm should remain parallel with the cone at all times

If the patient has trouble fully closing, have him or her stabilize the holder arm

For maxillary images, the sensor should be in the center of the palate and parallel to the teeth – not positioned against them

For comfortable mandibular images, the sensor can be placed toward the tongue



ORDERING INFORMATION:

Description	Patterson Part Number	Quantity
Anterior Periapical Holders	661-6734	50 pack
Posterior Periapical Holders	661-6742	50 pack
Bitewing Holders	661-6718	50 pack
Bite Tab Holders	661-6700	50 pack
Endo Tab Holders	661-6726	50 pack
Sheaths (size 1)	661-6759	300 pack
Sheaths (size 2)	661-6767	300 pack
Starter Kit* (size 1)	661-6809	each
Starter Kit* (size 2)	661-6817	each
*Starter Kits Include:	100 Sheaths	1 Posterior Arm
	15 Bite Tab Holders	1 Bitewing Arm
	15 Bitewing Holders	1 Anterior Arm
	15 Endodontic Holders	1 Posterior Ring
	15 Anterior Periapical Holders	1 Center Ring
	15 Posterior Periapical Holders	

HOLDER SET

schick
creating the image

SCHICK TECHNOLOGIES INC.
30-00 47th Avenue Long Island City, NY 11101
718-937-5765 www.schicktech.com

B1031040

PATTERSON
DENTAL SUPPLY, INC.

To order Schick holders, contact your local Patterson representative, your local Patterson branch or call 1-800-873-7683 today.